



# TENSORGRIP L31 MIST/PEBBLE FINE ADHESIVE, CLEAR, CANISTER

## QUIN GLOBAL (BV) LTD

Version No: 3.3  
Safety Data Sheet (Conforms to Annex II of REACH (1907/2006) - Regulation 2020/878)

Chemwatch Hazard Alert Code: 4

Issue Date: 20/07/2022  
Print Date: 18/07/2023  
S.REACH.ITA.EN

### SECTION 1 Identification of the substance / mixture and of the company / undertaking

#### 1.1. Product Identifier

Product name	TENSORGRIP L31 MIST/PEBBLE FINE ADHESIVE, CLEAR, CANISTER
Chemical Name	Not Applicable
Synonyms	Not Available
Proper shipping name	CHEMICAL UNDER PRESSURE, FLAMMABLE, N.O.S. (contains nitrogen and methyl acetate)
Chemical formula	Not Applicable
Other means of identification	UFI:MY4T-A110-400N-22W7

#### 1.2. Relevant identified uses of the substance or mixture and uses advised against

Chemical Product Category	PC1   Adhesives, sealants
Sectors of Use	SU22   Professional uses: Public domain (administration, education, entertainment, services, craftsmen)
	SU3   Industrial uses: Uses of substances as such or in preparations* at industrial sites
Sector of Use - Sub Category	SU18   Manufacture of furniture
	SU6a   Manufacture of wood and wood products
Relevant identified uses	In perfumery/ flavouring. The use of a quantity of material in an unventilated or confined space may result in increased exposure and an irritating atmosphere developing. Before starting consider control of exposure by mechanical ventilation.
Uses advised against	No specific uses advised against are identified.

#### 1.3. Details of the manufacturer or supplier of the safety data sheet

Registered company name	QUIN GLOBAL (BV) LTD
Address	De Droogmakerij 1851 LX Heiloo Netherlands
Telephone	0031 72 520 66 97
Fax	Not Available
Website	<a href="http://www.quinglobal.com">www.quinglobal.com</a>
Email	technicalhelp.uk@quinglobal.com

#### 1.4. Emergency telephone number

Association / Organisation	CHEMWATCH EMERGENCY RESPONSE (24/7)
Emergency telephone numbers	+39 800 177 870
Other emergency telephone numbers	+61 3 9573 3188

Once connected and if the message is not in your preferred language then please dial 01

### SECTION 2 Hazards identification

#### 2.1. Classification of the substance or mixture

Classification according to regulation (EC) No 1272/2008 [CLP] and amendments [1]	H336 - Specific Target Organ Toxicity - Single Exposure (Narcotic Effects) Category 3, H411 - Hazardous to the Aquatic Environment Long-Term Hazard Category 2, H225 - Flammable Liquids Category 2, H319 - Serious Eye Damage/Eye Irritation Category 2, H229 - Aerosols Category 3
Legend:	1. Classified by Chemwatch; 2. Classification drawn from Regulation (EU) No 1272/2008 - Annex VI

## TENSORGRIP L31 MIST/PEBBLE FINE ADHESIVE, CLEAR, CANISTER

### 2.2. Label elements

Hazard pictogram(s)	
Signal word	<b>Danger</b>

### Hazard statement(s)

H336	May cause drowsiness or dizziness.
H411	Toxic to aquatic life with long lasting effects.
H225	Highly flammable liquid and vapour.
H319	Causes serious eye irritation.
H229	Pressurised container: May burst if heated.

### Supplementary statement(s)

EUH066	Repeated exposure may cause skin dryness or cracking.
--------	---

### Precautionary statement(s) Prevention

P210	Keep away from heat, hot surfaces, sparks, open flames and other ignition sources. No smoking.
P251	Do not pierce or burn, even after use.
P271	Use only outdoors or in a well-ventilated area.
P240	Ground and bond container and receiving equipment.
P241	Use explosion-proof electrical/ventilating/lighting/intrinsically safe equipment.
P242	Use non-sparking tools.
P243	Take action to prevent static discharges.
P261	Avoid breathing gas.
P273	Avoid release to the environment.
P280	Wear protective gloves, protective clothing, eye protection and face protection.
P264	Wash all exposed external body areas thoroughly after handling.

### Precautionary statement(s) Response

P370+P378	In case of fire: Use alcohol resistant foam or normal protein foam to extinguish.
P305+P351+P338	IF IN EYES: Rinse cautiously with water for several minutes. Remove contact lenses, if present and easy to do. Continue rinsing.
P312	Call a POISON CENTER/doctor/physician/first aider/if you feel unwell.
P337+P313	If eye irritation persists: Get medical advice/attention.
P391	Collect spillage.
P303+P361+P353	IF ON SKIN (or hair): Take off immediately all contaminated clothing. Rinse skin with water [or shower].
P304+P340	IF INHALED: Remove person to fresh air and keep comfortable for breathing.

### Precautionary statement(s) Storage

P403+P235	Store in a well-ventilated place. Keep cool.
P405	Store locked up.
P410+P412	Protect from sunlight. Do not expose to temperatures exceeding 50 °C/122 °F.

### Precautionary statement(s) Disposal

P501	Dispose of contents/container to authorised hazardous or special waste collection point in accordance with any local regulation.
------	--

### 2.3. Other hazards

Inhalation and/or ingestion may produce health damage\*.

Cumulative effects may result following exposure\*.

May produce discomfort of the respiratory system and skin\*.

Possible skin sensitizer\*.

<b>n-heptane</b>	Listed in the Europe Regulation (EC) No 1907/2006 - Annex XVII (Restrictions may apply)
<b>methyl acetate</b>	Listed in the Europe Regulation (EC) No 1907/2006 - Annex XVII (Restrictions may apply)

## SECTION 3 Composition / information on ingredients

### 3.1. Substances

See 'Composition on ingredients' in Section 3.2

## TENSORGRIP L31 MIST/PEBBLE FINE ADHESIVE, CLEAR, CANISTER

### 3.2. Mixtures

1. CAS No 2. EC No 3. Index No 4. REACH No	%[weight]	Name	Classification according to regulation (EC) No 1272/2008 [CLP] and amendments	SCL / M-Factor	Nanoform Particle Characteristics
1. 142-82-5 2. 205-563-8 3. 601-008-00-2 4. Not Available	1-5	<u>n-heptane</u> *	Flammable Liquids Category 2, Skin Corrosion/Irritation Category 2, Specific Target Organ Toxicity - Single Exposure (Narcotic Effects) Category 3, Aspiration Hazard Category 1, Hazardous to the Aquatic Environment Acute Hazard Category 1, Hazardous to the Aquatic Environment Long-Term Hazard Category 1; H225, H315, H336, H304, H400, H410 [2]	Not Available	Not Available
1. 79-20-9 2. 201-185-2 3. 607-021-00-X 4. Not Available	60-80	<u>methyl acetate</u>	Flammable Liquids Category 2, Serious Eye Damage/Eye Irritation Category 2, Specific Target Organ Toxicity - Single Exposure (Narcotic Effects) Category 3; H225, H319, H336 [2]	Not Available	Not Available
1. 7727-37-9. 2. 231-783-9 3. Not Available 4. Not Available	5-15	<u>nitrogen</u>	Gases Under Pressure (Compressed Gas); H280, EUH044 [1]	Not Available	Not Available

**Legend:** 1. Classified by Chemwatch; 2. Classification drawn from Regulation (EU) No 1272/2008 - Annex VI; 3. Classification drawn from C&L; \* EU IOELVs available; [e] Substance identified as having endocrine disrupting properties

## SECTION 4 First aid measures

### 4.1. Description of first aid measures

<b>Eye Contact</b>	<ul style="list-style-type: none"> <li>▶ If product comes in contact with eyes remove the patient from gas source or contaminated area.</li> <li>▶ Take the patient to the nearest eye wash, shower or other source of clean water.</li> <li>▶ Open the eyelid(s) wide to allow the material to evaporate.</li> <li>▶ Gently rinse the affected eye(s) with clean, cool water for at least 15 minutes. Have the patient lie or sit down and tilt the head back. Hold the eyelid(s) open and pour water slowly over the eyeball(s) at the inner corners, letting the water run out of the outer corners.</li> <li>▶ The patient may be in great pain and wish to keep the eyes closed. It is important that the material is rinsed from the eyes to prevent further damage.</li> <li>▶ Ensure that the patient looks up, and side to side as the eye is rinsed in order to better reach all parts of the eye(s)</li> <li>▶ Transport to hospital or doctor.</li> <li>▶ Even when no pain persists and vision is good, a doctor should examine the eye as delayed damage may occur.</li> <li>▶ If the patient cannot tolerate light, protect the eyes with a clean, loosely tied bandage.</li> <li>▶ Ensure verbal communication and physical contact with the patient.</li> </ul> <p><b>DO NOT</b> allow the patient to rub the eyes  <b>DO NOT</b> allow the patient to tightly shut the eyes  <b>DO NOT</b> introduce oil or ointment into the eye(s) without medical advice  <b>DO NOT</b> use hot or tepid water.</p>
<b>Skin Contact</b>	<p>If skin contact occurs:</p> <ul style="list-style-type: none"> <li>▶ Immediately remove all contaminated clothing, including footwear.</li> <li>▶ Flush skin and hair with running water (and soap if available).</li> <li>▶ Seek medical attention in event of irritation.</li> </ul>
<b>Inhalation</b>	<ul style="list-style-type: none"> <li>▶ Following exposure to gas, remove the patient from the gas source or contaminated area.</li> <li>▶ NOTE: Personal Protective Equipment (PPE), including positive pressure self-contained breathing apparatus may be required to assure the safety of the rescuer.</li> <li>▶ Prosthesis such as false teeth, which may block the airway, should be removed, where possible, prior to initiating first aid procedures.</li> <li>▶ If the patient is not breathing spontaneously, administer rescue breathing.</li> <li>▶ If the patient does not have a pulse, administer CPR.</li> <li>▶ If medical oxygen and appropriately trained personnel are available, administer 100% oxygen.</li> <li>▶ Summon an emergency ambulance. If an ambulance is not available, contact a physician, hospital, or Poison Control Centre for further instruction.</li> <li>▶ Keep the patient warm, comfortable and at rest while awaiting medical care.</li> <li>▶ <b>MONITOR THE BREATHING AND PULSE, CONTINUOUSLY.</b></li> <li>▶ Administer rescue breathing (preferably with a demand-valve resuscitator, bag-valve mask-device, or pocket mask as trained) or CPR if necessary.</li> </ul>
<b>Ingestion</b>	<p>Not considered a normal route of entry.</p> <ul style="list-style-type: none"> <li>▶ If spontaneous vomiting appears imminent or occurs, hold patient's head down, lower than their hips to help avoid possible aspiration of vomitus.</li> </ul>

### 4.2 Most important symptoms and effects, both acute and delayed

See Section 11

### 4.3. Indication of any immediate medical attention and special treatment needed

for simple esters:

#### BASIC TREATMENT

- ▶ Establish a patent airway with suction where necessary.
- ▶ Watch for signs of respiratory insufficiency and assist ventilation as necessary.
- ▶ Administer oxygen by non-rebreather mask at 10 to 15 l/min.
- ▶ Monitor and treat, where necessary, for pulmonary oedema .
- ▶ Monitor and treat, where necessary, for shock.
- ▶ **DO NOT use emetics.** Where ingestion is suspected rinse mouth and give up to 200 ml water (5 ml/kg recommended) for dilution where patient is able to swallow, has a strong gag reflex and does not drool.
- ▶ Give activated charcoal.

#### ADVANCED TREATMENT

Continued...

## TENSORGRIP L31 MIST/PEBBLE FINE ADHESIVE, CLEAR, CANISTER

- ▶ Consider orotracheal or nasotracheal intubation for airway control in unconscious patient or where respiratory arrest has occurred.
- ▶ Positive-pressure ventilation using a bag-valve mask might be of use.
- ▶ Monitor and treat, where necessary, for arrhythmias.
- ▶ Start an IV D5W TKO. If signs of hypovolaemia are present use lactated Ringers solution. Fluid overload might create complications.
- ▶ Drug therapy should be considered for pulmonary oedema.
- ▶ Hypotension with signs of hypovolaemia requires the cautious administration of fluids. Fluid overload might create complications.
- ▶ Treat seizures with diazepam.
- ▶ Proparacaine hydrochloride should be used to assist eye irrigation.

### EMERGENCY DEPARTMENT

- ▶ Laboratory analysis of complete blood count, serum electrolytes, BUN, creatinine, glucose, urinalysis, baseline for serum aminotransferases (ALT and AST), calcium, phosphorus and magnesium, may assist in establishing a treatment regime. Other useful analyses include anion and osmolar gaps, arterial blood gases (ABGs), chest radiographs and electrocardiograph.
- ▶ Positive end-expiratory pressure (PEEP)-assisted ventilation may be required for acute parenchymal injury or adult respiratory distress syndrome.
- ▶ Consult a toxicologist as necessary.

BRONSTEIN, A.C. and CURRANCE, P.L. EMERGENCY CARE FOR HAZARDOUS MATERIALS EXPOSURE: 2nd Ed. 1994

For gas exposures:

### BASIC TREATMENT

- ▶ Establish a patent airway with suction where necessary.
- ▶ Watch for signs of respiratory insufficiency and assist ventilation as necessary.
- ▶ Administer oxygen by non-rebreather mask at 10 to 15 l/min.
- ▶ Monitor and treat, where necessary, for pulmonary oedema .
- ▶ Monitor and treat, where necessary, for shock.
- ▶ Anticipate seizures.

### ADVANCED TREATMENT

- ▶ Consider orotracheal or nasotracheal intubation for airway control in unconscious patient or where respiratory arrest has occurred.
- ▶ Positive-pressure ventilation using a bag-valve mask might be of use.
- ▶ Monitor and treat, where necessary, for arrhythmias.
- ▶ Start an IV D5W TKO. If signs of hypovolaemia are present use lactated Ringers solution. Fluid overload might create complications.
- ▶ Drug therapy should be considered for pulmonary oedema.
- ▶ Hypotension with signs of hypovolaemia requires the cautious administration of fluids. Fluid overload might create complications.
- ▶ Treat seizures with diazepam.
- ▶ Proparacaine hydrochloride should be used to assist eye irrigation.

BRONSTEIN, A.C. and CURRANCE, P.L.

EMERGENCY CARE FOR HAZARDOUS MATERIALS EXPOSURE: 2nd Ed. 1994

For acute and short term repeated exposures to methanol:

- Toxicity results from accumulation of formaldehyde/formic acid.
- Clinical signs are usually limited to CNS, eyes and GI tract Severe metabolic acidosis may produce dyspnea and profound systemic effects which may become intractable. All symptomatic patients should have arterial pH measured. Evaluate airway, breathing and circulation.
- Stabilise obtunded patients by giving naloxone, glucose and thiamine.
- Decontaminate with Ipecac or lavage for patients presenting 2 hours post-ingestion. Charcoal does not absorb well; the usefulness of cathartic is not established.
- Forced diuresis is not effective; haemodialysis is recommended where peak methanol levels exceed 50 mg/dL (this correlates with serum bicarbonate levels below 18 mEq/L).
- Ethanol, maintained at levels between 100 and 150 mg/dL, inhibits formation of toxic metabolites and may be indicated when peak methanol levels exceed 20 mg/dL. An intravenous solution of ethanol in D5W is optimal.
- Folate, as leucovorin, may increase the oxidative removal of formic acid. 4-methylpyrazole may be an effective adjunct in the treatment. 8-Phenytoin may be preferable to diazepam for controlling seizure.

[Ellenhorn Barceloux: Medical Toxicology]

Methanol poisoning can be treated with fomepizole, or if unavailable, ethanol. Both drugs act to reduce the action of alcohol dehydrogenase on methanol by means of competitive inhibition. Ethanol, the active ingredient in alcoholic beverages, acts as a competitive inhibitor by more effectively binding and saturating the alcohol dehydrogenase enzyme in the liver, thus blocking the binding of methanol. Methanol is excreted by the kidneys without being converted into the very toxic metabolites formaldehyde and formic acid. Alcohol dehydrogenase instead enzymatically converts ethanol to acetaldehyde, a much less toxic organic molecule. Additional treatment may include sodium bicarbonate for metabolic acidosis, and hemodialysis or hemodiafiltration to remove methanol and formate from the blood. Folinic acid or folic acid is also administered to enhance the metabolism of formate.

#### BIOLOGICAL EXPOSURE INDEX - BEI

Determinant	Index	Sampling Time	Comment
1. Methanol in urine	15 mg/l	End of shift	B, NS
2. Formic acid in urine	80 mg/gm creatinine	Before the shift at end of workweek	B, NS

B: Background levels occur in specimens collected from subjects **NOT** exposed.

NS: Non-specific determinant - observed following exposure to other materials.

## SECTION 5 Firefighting measures

### 5.1. Extinguishing media

- ▶ Alcohol stable foam.
- ▶ Dry chemical powder.
- ▶ BCF (where regulations permit).
- ▶ Carbon dioxide.
- ▶ Water spray or fog - Large fires only.

**DO NOT EXTINGUISH BURNING GAS UNLESS LEAK CAN BE STOPPED SAFELY:  
OTHERWISE: LEAVE GAS TO BURN.**

#### FOR SMALL FIRE:

- ▶ Dry chemical, CO2 or water spray to extinguish gas (only if absolutely necessary and safe to do so).
- ▶ **DO NOT use water jets.**

#### FOR LARGE FIRE:

- ▶ Cool cylinder by direct flooding quantities of water onto upper surface until well after fire is out.
- ▶ **DO NOT direct water at source of leak or venting safety devices as icing may occur.**

### 5.2. Special hazards arising from the substrate or mixture

#### Fire Incompatibility

- ▶ Avoid contamination with oxidising agents i.e. nitrates, oxidising acids, chlorine bleaches, pool chlorine etc. as ignition may result

### 5.3. Advice for firefighters

Continued...

## TENSORGRIP L31 MIST/PEBBLE FINE ADHESIVE, CLEAR, CANISTER

<b>Fire Fighting</b>	<p>FOR FIRES INVOLVING MANY GAS CYLINDERS:</p> <ul style="list-style-type: none"> <li>▶ To stop the flow of gas, specifically trained personnel may inert the atmosphere to reduce oxygen levels thus allowing the capping of leaking container(s).</li> <li>▶ Reduce the rate of flow and inject an inert gas, if possible, before completely stopping the flow to prevent flashback.</li> <li>▶ <b>DO NOT extinguish the fire until the supply is shut off</b> otherwise an explosive re-ignition may occur.</li> <li>▶ If the fire is extinguished and the flow of gas continues, used increased ventilation to prevent build-up, of explosive atmosphere.</li> <li>▶ Use non-sparking tools to close container valves.</li> <li>▶ Be CAUTIOUS of a Boiling Liquid Evaporating Vapour Explosion, <i>BLEVE</i>, if fire is impinging on surrounding containers.</li> <li>▶ Direct 2500 litre/min (500 gpm) water stream onto containers above liquid level with the assistance remote monitors.</li> </ul> <p>-----</p> <p>GENERAL</p> <p>-----</p> <ul style="list-style-type: none"> <li>▶ Alert Fire Brigade and tell them location and nature of hazard.</li> <li>▶ May be violently or explosively reactive.</li> <li>▶ Wear breathing apparatus plus protective gloves.</li> <li>▶ Consider evacuation</li> <li>▶ Fight fire from a safe distance, with adequate cover.</li> <li>▶ If safe, switch off electrical equipment until vapour fire hazard removed.</li> <li>▶ Use water delivered as a fine spray to control fire and cool adjacent area.</li> <li>▶ <b>DO NOT approach cylinders suspected to be hot.</b></li> <li>▶ Cool fire-exposed cylinders with water spray from a protected location.</li> <li>▶ If safe to do so, remove containers from path of fire.</li> </ul> <p>-----</p> <p>FIRE FIGHTING PROCEDURES:</p> <p>-----</p> <ul style="list-style-type: none"> <li>▶ The only safe way to extinguish a flammable gas fire is to stop the flow of gas.</li> <li>▶ If the flow cannot be stopped, allow the entire contents of the cylinder to burn while cooling the cylinder and surroundings with water from a suitable distance.</li> <li>▶ Extinguishing the fire without stopping the gas flow may permit the formation of ignitable or explosive mixtures with air. These mixtures may propagate to a source of ignition.</li> </ul> <p>-----</p> <p>SPECIAL HAZARDS</p> <p>-----</p> <ul style="list-style-type: none"> <li>▶ Excessive pressures may develop in a gas cylinder exposed in a fire; this may result in explosion.</li> <li>▶ Cylinders with pressure relief devices may release their contents as a result of fire and the released gas may constitute a further source of hazard for the fire-fighter.</li> <li>▶ Cylinders without pressure-relief valves have no provision for controlled release and are therefore more likely to explode if exposed to fire.</li> </ul> <p>-----</p> <p>FIRE FIGHTING REQUIREMENTS:</p> <p>-----</p> <p>The need for proximity, entry and flash-over protection and special protective clothing should be determined for each incident, by a competent fire-fighting safety professional.</p>
<b>Fire/Explosion Hazard</b>	<ul style="list-style-type: none"> <li>▶ <b>HIGHLY FLAMMABLE:</b> will be easily ignited by heat, sparks or flames.</li> <li>▶ Will form explosive mixtures with air</li> <li>▶ Fire exposed containers may vent contents through pressure relief valves thereby increasing fire intensity and/ or vapour concentration.</li> <li>▶ Vapours may travel to source of ignition and flash back.</li> <li>▶ Containers may explode when heated - Ruptured cylinders may rocket</li> <li>▶ Fire may produce irritating, poisonous or corrosive gases.</li> <li>▶ Runoff may create fire or explosion hazard.</li> <li>▶ May decompose explosively when heated or involved in fire.</li> <li>▶ High concentration of gas may cause asphyxiation without warning.</li> <li>▶ Contact with gas may cause burns, severe injury and/ or frostbite.</li> </ul> <p>Combustion products include:</p> <ul style="list-style-type: none"> <li>, carbon monoxide (CO)</li> <li>, carbon dioxide (CO<sub>2</sub>)</li> <li>, other pyrolysis products typical of burning organic material.</li> </ul> <p><b>Contains low boiling substance:</b> Closed containers may rupture due to pressure buildup under fire conditions.</p>

### SECTION 6 Accidental release measures

#### 6.1. Personal precautions, protective equipment and emergency procedures

See section 8

#### 6.2. Environmental precautions

See section 12

#### 6.3. Methods and material for containment and cleaning up

<b>Minor Spills</b>	<ul style="list-style-type: none"> <li>▶ Avoid breathing vapour and any contact with liquid or gas. Protective equipment including respirator should be used.</li> <li>▶ <b>DO NOT enter confined spaces where gas may have accumulated.</b></li> <li>▶ Shut off all sources of possible ignition and increase ventilation.</li> <li>▶ Clear area of personnel.</li> <li>▶ Stop leak only if safe to do so.</li> <li>▶ Remove leaking cylinders to safe place. release pressure under safe controlled conditions by opening valve.</li> <li>▶ Orientate cylinder so that the leak is gas, not liquid, to minimise rate of leakage</li> <li>▶ Keep area clear of personnel until gas has dispersed.</li> </ul>
<b>Major Spills</b>	<ul style="list-style-type: none"> <li>▶ Clear area of all unprotected personnel and move upwind.</li> <li>▶ Alert Emergency Authority and advise them of the location and nature of hazard.</li> <li>▶ May be violently or explosively reactive.</li> <li>▶ Wear full body clothing with breathing apparatus.</li> <li>▶ Prevent by any means available, spillage from entering drains and water-courses.</li> </ul>

Continued...

## TENSORGRIP L31 MIST/PEBBLE FINE ADHESIVE, CLEAR, CANISTER

- ▶ Consider evacuation.
  - ▶ Shut off all possible sources of ignition and increase ventilation.
  - ▶ No smoking or naked lights within area.
  - ▶ Use extreme caution to prevent violent reaction.
  - ▶ Stop leak only if safe to do so.
  - ▶ Water spray or fog may be used to disperse vapour.
  - ▶ **DO NOT enter confined space where gas may have collected.**
  - ▶ Keep area clear until gas has dispersed.
- 
- ▶ Remove leaking cylinders to a safe place.
  - ▶ Fit vent pipes. Release pressure under safe, controlled conditions
  - ▶ Burn issuing gas at vent pipes.
  - ▶ **DO NOT exert excessive pressure on valve; DO NOT attempt to operate damaged valve.**

### 6.4. Reference to other sections

Personal Protective Equipment advice is contained in Section 8 of the SDS.

## SECTION 7 Handling and storage

### 7.1. Precautions for safe handling

<b>Safe handling</b>	<ul style="list-style-type: none"> <li>· Consider use in closed pressurised systems, fitted with temperature, pressure and safety relief valves which are vented for safe dispersal. Use only properly specified equipment which is suitable for this product, its supply pressure and temperature</li> <li>· The tubing network design connecting gas cylinders to the delivery system should include appropriate pressure indicators and vacuum or suction lines.</li> <li>· Fully-welded types of pressure gauges, where the bourdon tube sensing element is welded to the gauge body, are recommended.</li> <li>· Before connecting gas cylinders, ensure manifold is mechanically secure and does not contain another gas. Before disconnecting gas cylinder, isolate supply line segment proximal to cylinder, remove trapped gas in supply line with aid of vacuum pump</li> <li>· When connecting or replacing cylinders take care to avoid airborne particulates violently ejected when system pressurises.</li> <li>· Consider the use of doubly-contained piping; diaphragm or bellows sealed, soft seat valves; backflow prevention devices; flash arrestors; and flow monitoring or limiting devices. Gas cabinets, with appropriate exhaust treatment, are recommended, as is automatic monitoring of the secondary enclosures and work areas for release.</li> <li>· Use a pressure reducing regulator when connecting cylinder to lower pressure (&lt;100 psig) piping or systems</li> <li>· Use a check valve or trap in the discharge line to prevent hazardous back-flow into the cylinder</li> <li>· Check regularly for spills or leaks. Keep valves tightly closed but do not apply extra leverage to hand wheels or cylinder keys.</li> <li>· Open valve slowly. If valve is resistant to opening then contact your supervisor</li> <li>· Valve protection caps must remain in place unless container is secured with valve outlet piped to use point.</li> <li>· Never insert a pointed object (e.g hooks) into cylinder cap openings as a means to open cap or move cylinder. Such action can inadvertently turn the valve and gas a gas leak. Use an adjustable strap instead of wrench to free an over-tight or rusted cap.</li> <li>· A bubble of gas may buildup behind the outlet dust cap during transportation, after prolonged storage, due to defective cylinder valve or if a dust cap is inserted without adequate evacuation of gas from the line. When loosening dust cap, preferably stand cylinder in a suitable enclosure and take cap off slowly. Never face the dust cap directly when removing it; point cap away from any personnel or any object that may pose a hazard. under negative pressure (relative to atmospheric gas)</li> <li>· Suck back of water into the container must be prevented. Do not allow backfeed into the container.</li> <li>· Do NOT drag, slide or roll cylinders - use a suitable hand truck for cylinder movement</li> <li>· Test for leakage with brush and detergent - <b>NEVER use a naked flame.</b></li> <li>· <b>Do NOT heat cylinder by any means to increase the discharge rate of product from cylinder.</b></li> <li>· Leaking gland nuts may be tightened if necessary.</li> <li>· If a cylinder valve will not close completely, remove the cylinder to a well ventilated location (e.g. outside) and, when empty, tag as FAULTY and return to supplier.</li> <li>· Obtain a work permit before attempting any repairs.</li> <li>· <b>DO NOT attempt repair work on lines, vessels under pressure.</b></li> <li>· Atmospheres must be tested and O.K. before work resumes after leakage. <ul style="list-style-type: none"> <li>▶ Avoid generation of static electricity. Earth all lines and equipment.</li> <li>▶ <b>DO NOT transfer gas from one cylinder to another.</b></li> </ul> </li> </ul>
<b>Fire and explosion protection</b>	See section 5
<b>Other information</b>	<ul style="list-style-type: none"> <li>▶ Cylinders should be stored in a purpose-built compound with good ventilation, preferably in the open.</li> <li>▶ Such compounds should be sited and built in accordance with statutory requirements.</li> <li>▶ The storage compound should be kept clear and access restricted to authorised personnel only.</li> <li>▶ Cylinders stored in the open should be protected against rust and extremes of weather.</li> <li>▶ Cylinders in storage should be properly secured to prevent toppling or rolling.</li> <li>▶ Cylinder valves should be closed when not in use.</li> <li>▶ Where cylinders are fitted with valve protection this should be in place and properly secured.</li> <li>▶ Gas cylinders should be segregated according to the requirements of the Dangerous Goods Act(s).</li> <li>▶ Cylinders containing flammable gases should be stored away from other combustible materials. Alternatively a fire-resistant partition may be used.</li> <li>▶ Check storage areas for flammable or hazardous concentrations of gases prior to entry.</li> <li>▶ Preferably store full and empty cylinders separately.</li> <li>▶ Full cylinders should be arranged so that the oldest stock is used first.</li> <li>▶ Cylinders in storage should be checked periodically for general condition and leakage.</li> <li>▶ Protect cylinders against physical damage. Move and store cylinders correctly as instructed for their manual handling.</li> </ul> <p><b>NOTE:</b> A 'G' size cylinder is usually too heavy for an inexperienced operator to raise or lower.</p>

### 7.2. Conditions for safe storage, including any incompatibilities

<b>Suitable container</b>	<ul style="list-style-type: none"> <li>▶ Glass container is suitable for laboratory quantities</li> <li>▶ Cylinder: <ul style="list-style-type: none"> <li>▶ Ensure the use of equipment rated for cylinder pressure.</li> <li>▶ Ensure the use of compatible materials of construction.</li> <li>▶ Valve protection cap to be in place until cylinder is secured, connected.</li> <li>▶ Cylinder must be properly secured either in use or in storage.</li> <li>▶ Cylinder valve must be closed when not in use or when empty.</li> </ul> </li> <li>▶ Segregate full from empty cylinders.</li> </ul>
---------------------------	--

## TENSORGRIP L31 MIST/PEBBLE FINE ADHESIVE, CLEAR, CANISTER

	<b>WARNING:</b> Suckback into cylinder may result in rupture. Use back-flow preventive device in piping.
<b>Storage incompatibility</b>	<p>Methyl acetate:</p> <ul style="list-style-type: none"> <li>▶ reacts violently with oxidisers</li> <li>▶ decomposes on contact with acid or bases forming methanol</li> <li>▶ is incompatible with nitrates</li> <li>▶ attacks some plastics</li> <li>▶ may generate electrostatic charges</li> <li>▶ Esters react with acids to liberate heat along with alcohols and acids.</li> <li>▶ Strong oxidising acids may cause a vigorous reaction with esters that is sufficiently exothermic to ignite the reaction products.</li> <li>▶ Heat is also generated by the interaction of esters with caustic solutions.</li> <li>▶ Flammable hydrogen is generated by mixing esters with alkali metals and hydrides.</li> <li>▶ Esters may be incompatible with aliphatic amines and nitrates.</li> <li>▶ Compressed gases may contain a large amount of kinetic energy over and above that potentially available from the energy of reaction produced by the gas in chemical reaction with other substances</li> </ul>
<b>Hazard categories in accordance with Regulation (EC) No 1272/2008</b>	P5a: Flammable Liquids, P5b: Flammable Liquids, P5c: Flammable Liquids, E2: Hazardous to the Aquatic Environment in Category Chronic 2
<b>Qualifying quantity (tonnes) of dangerous substances as referred to in Article 3(10) for the application of</b>	<p>P5a Lower- / Upper-tier requirements: 10 / 50  P5b Lower- / Upper-tier requirements: 50 / 200  P5c Lower- / Upper-tier requirements: 5 000 / 50 000  E2 Lower- / Upper-tier requirements: 200 / 500</p>

### 7.3. Specific end use(s)

See section 1.2

## SECTION 8 Exposure controls / personal protection

### 8.1. Control parameters

Ingredient	DNELs Exposure Pattern Worker	PNECs Compartment
n-heptane	<p>Dermal 300 mg/kg bw/day (Systemic, Chronic)  Inhalation 2 085 mg/m<sup>3</sup> (Systemic, Chronic)  <i>Dermal 149 mg/kg bw/day (Systemic, Chronic) *</i>  <i>Inhalation 447 mg/m<sup>3</sup> (Systemic, Chronic) *</i>  <i>Oral 149 mg/kg bw/day (Systemic, Chronic) *</i></p>	Not Available
methyl acetate	<p>Dermal 43 mg/kg bw/day (Systemic, Chronic)  Inhalation 300 mg/m<sup>3</sup> (Systemic, Chronic)  Inhalation 620 mg/m<sup>3</sup> (Local, Chronic)  Inhalation 3 777 mg/m<sup>3</sup> (Systemic, Acute)  <i>Dermal 21.5 mg/kg bw/day (Systemic, Chronic) *</i>  <i>Inhalation 64 mg/m<sup>3</sup> (Systemic, Chronic) *</i>  <i>Oral 21.5 mg/kg bw/day (Systemic, Chronic) *</i>  <i>Inhalation 133 mg/m<sup>3</sup> (Local, Chronic) *</i>  <i>Dermal 203 mg/kg bw/day (Systemic, Acute) *</i>  <i>Inhalation 3 777 mg/m<sup>3</sup> (Systemic, Acute) *</i>  <i>Oral 203 mg/kg bw/day (Systemic, Acute) *</i></p>	Not Available

\* Values for General Population

### Occupational Exposure Limits (OEL)

#### INGREDIENT DATA

Source	Ingredient	Material name	TWA	STEL	Peak	Notes
EU Consolidated List of Indicative Occupational Exposure Limit Values (IOELVs)	n-heptane	n-Heptane	500 ppm / 2085 mg/m <sup>3</sup>	Not Available	Not Available	Not Available
Italy Occupational Exposure Limits (Italian)	n-heptane	Eptano, n-	500 ppm / 2085 mg/m <sup>3</sup>	Not Available	Not Available	Not Available

### Emergency Limits

Ingredient	TEEL-1	TEEL-2	TEEL-3
n-heptane	500 ppm	830 ppm	5000* ppm
methyl acetate	250 ppm	1,700 ppm	10000* ppm
nitrogen	7.96E+05 ppm	8.32E+05 ppm	8.69E+05 ppm

Ingredient	Original IDLH	Revised IDLH
n-heptane	750 ppm	Not Available
methyl acetate	3,100 ppm	Not Available
nitrogen	Not Available	Not Available

### Occupational Exposure Banding


Ingredient	Occupational Exposure Band Rating	Occupational Exposure Band Limit
methyl acetate	E	≤ 0.1 ppm

**Notes:** Occupational exposure banding is a process of assigning chemicals into specific categories or bands based on a chemical's potency and the adverse health outcomes associated with exposure. The output of this process is an occupational exposure band (OEB), which corresponds to a range of exposure concentrations that are expected to protect worker health.



## TENSORGRIP L31 MIST/PEBBLE FINE ADHESIVE, CLEAR, CANISTER

### 8.2. Exposure controls

<p><b>8.2.1. Appropriate engineering controls</b></p>	<p>Engineering controls are used to remove a hazard or place a barrier between the worker and the hazard. Well-designed engineering controls can be highly effective in protecting workers and will typically be independent of worker interactions to provide this high level of protection. The basic types of engineering controls are:</p> <p>Process controls which involve changing the way a job activity or process is done to reduce the risk.</p> <p>Enclosure and/or isolation of emission source which keeps a selected hazard "physically" away from the worker and ventilation that strategically "adds" and "removes" air in the work environment. Ventilation can remove or dilute an air contaminant if designed properly. The design of a ventilation system must match the particular process and chemical or contaminant in use.</p> <p>Employers may need to use multiple types of controls to prevent employee overexposure.</p> <ul style="list-style-type: none"> <li>· Areas where cylinders are stored require good ventilation and, if enclosed need discrete/ controlled exhaust ventilation.</li> <li>· Vented gas is flammable, and may spread from its origin. Vent path must not contain ignition sources, pilot lights, naked flames.</li> <li>· Secondary containment and exhaust gas treatment may be required by certain jurisdictions.</li> <li>· Local exhaust ventilation (explosion proof) is usually required in workplaces.</li> <li>· Consideration should be given to the use of doubly-contained piping; diaphragm or bellows-sealed, soft-seat valves; backflow prevention devices; flash arrestors and flow- monitoring or limiting devices.</li> <li>· Automated controls should ensure that workplace atmospheres do not exceed 25% of the lower explosive limit (LEL) (if available).</li> <li>· Monitor the work area and secondary containments for release of gas.</li> <li>· Automated alerting systems with automatic shutdown of gas-flow may be appropriate and may in fact be mandatory in certain jurisdictions.</li> <li>· Respiratory protection in the form of air-supplied or self-contained breathing equipment must be worn if the oxygen concentration in the workplace air is less than 19%.</li> <li>· Cartridge respirators <b>DO NOT</b> give protection and may result in rapid suffocation.</li> </ul> <p>Air containments generated in the workplace possess varying "escape" velocities which, in turn, determine the "capture velocities" of fresh circulating air required to effectively remove the contaminant.</p> <table border="1" style="width: 100%; border-collapse: collapse;"> <tr> <td style="width: 50%;">Type of Contaminant:</td> <td style="width: 50%;">Air Speed:</td> </tr> <tr> <td>gas discharge (active generation into zone of rapid air motion)</td> <td>1-2.5 m/s (200-500 f/min.)</td> </tr> </table> <p>Within each range the appropriate value depends on:</p> <table border="1" style="width: 100%; border-collapse: collapse;"> <thead> <tr> <th style="width: 50%;">Lower end of the range</th> <th style="width: 50%;">Upper end of the range</th> </tr> </thead> <tbody> <tr> <td>1: Room air currents minimal or favourable to capture</td> <td>1: Disturbing room air currents</td> </tr> <tr> <td>2: Contaminants of low toxicity or of nuisance value only.</td> <td>2: Contaminants of high toxicity</td> </tr> <tr> <td>3: Intermittent, low production.</td> <td>3: High production, heavy use</td> </tr> <tr> <td>4: Large hood or large air mass in motion</td> <td>4: Small hood-local control only</td> </tr> </tbody> </table> <p>Simple theory shows that air velocity falls rapidly with distance away from the opening of a simple extraction pipe. Velocity generally decreases with the square of distance from the extraction point (in simple cases). Therefore the air speed at the extraction point should be adjusted, accordingly, after reference to distance from the contaminating source. The air velocity at the extraction fan, for example, should be a minimum of 1-2.5 m/s (200-500 f/min.) for extraction of gases discharged 2 meters distant from the extraction point. Other mechanical considerations, producing performance deficits within the extraction apparatus, make it essential that theoretical air velocities are multiplied by factors of 10 or more when extraction systems are installed or used.</p> <ul style="list-style-type: none"> <li>· Adequate ventilation is typically taken to be that which limits the average concentration to no more than 25% of the LEL within the building, room or enclosure containing the dangerous substance.</li> <li>· Ventilation for plant and machinery is normally considered adequate if it limits the average concentration of any dangerous substance that might potentially be present to no more than 25% of the LEL. However, an increase up to a maximum 50% LEL can be acceptable where additional safeguards are provided to prevent the formation of a hazardous explosive atmosphere. For example, gas detectors linked to emergency shutdown of the process might be used together with maintaining or increasing the exhaust ventilation on solvent evaporating ovens and gas turbine enclosures.</li> <li>· Temporary exhaust ventilation systems may be provided for non-routine higher-risk activities, such as cleaning, repair or maintenance in tanks or other confined spaces or in an emergency after a release. The work procedures for such activities should be carefully considered.. The atmosphere should be continuously monitored to ensure that ventilation is adequate and the area remains safe. Where workers will enter the space, the ventilation should ensure that the concentration of the dangerous substance does not exceed 10% of the LEL (irrespective of the provision of suitable breathing apparatus)</li> </ul>	Type of Contaminant:	Air Speed:	gas discharge (active generation into zone of rapid air motion)	1-2.5 m/s (200-500 f/min.)	Lower end of the range	Upper end of the range	1: Room air currents minimal or favourable to capture	1: Disturbing room air currents	2: Contaminants of low toxicity or of nuisance value only.	2: Contaminants of high toxicity	3: Intermittent, low production.	3: High production, heavy use	4: Large hood or large air mass in motion	4: Small hood-local control only
Type of Contaminant:	Air Speed:														
gas discharge (active generation into zone of rapid air motion)	1-2.5 m/s (200-500 f/min.)														
Lower end of the range	Upper end of the range														
1: Room air currents minimal or favourable to capture	1: Disturbing room air currents														
2: Contaminants of low toxicity or of nuisance value only.	2: Contaminants of high toxicity														
3: Intermittent, low production.	3: High production, heavy use														
4: Large hood or large air mass in motion	4: Small hood-local control only														
<p><b>8.2.2. Individual protection measures, such as personal protective equipment</b></p>	<div style="text-align: center;">  </div>														
<p><b>Eye and face protection</b></p>	<ul style="list-style-type: none"> <li>▶ Safety glasses with side shields.</li> <li>▶ Chemical goggles. [AS/NZS 1337.1, EN166 or national equivalent]</li> <li>▶ Contact lenses may pose a special hazard; soft contact lenses may absorb and concentrate irritants. A written policy document, describing the wearing of lenses or restrictions on use, should be created for each workplace or task. This should include a review of lens absorption and adsorption for the class of chemicals in use and an account of injury experience. Medical and first-aid personnel should be trained in their removal and suitable equipment should be readily available. In the event of chemical exposure, begin eye irrigation immediately and remove contact lens as soon as practicable. Lens should be removed at the first signs of eye redness or irritation - lens should be removed in a clean environment only after workers have washed hands thoroughly. [CDC NIOSH Current Intelligence Bulletin 59].</li> </ul>														
<p><b>Skin protection</b></p>	<p>See Hand protection below</p>														
<p><b>Hands/feet protection</b></p>	<p>For esters:</p> <ul style="list-style-type: none"> <li>▶ Do NOT use natural rubber, butyl rubber, EPDM or polystyrene-containing materials.</li> <li>▶ When handling sealed and suitably insulated cylinders wear cloth or leather gloves.</li> </ul>														
<p><b>Body protection</b></p>	<p>See Other protection below</p>														
<p><b>Other protection</b></p>	<ul style="list-style-type: none"> <li>▶ The clothing worn by process operators insulated from earth may develop static charges far higher (up to 100 times) than the minimum ignition energies for various flammable gas-air mixtures. This holds true for a wide range of clothing materials including cotton.</li> <li>▶ Avoid dangerous levels of charge by ensuring a low resistivity of the surface material worn outermost.</li> </ul> <p>BREThERICK: Handbook of Reactive Chemical Hazards.</p> <ul style="list-style-type: none"> <li>▶ Protective overalls, closely fitted at neck and wrist.</li> <li>▶ Eye-wash unit.</li> </ul> <p><b>IN CONFINED SPACES:</b></p> <ul style="list-style-type: none"> <li>▶ Non-sparking protective boots</li> <li>▶ Static-free clothing.</li> <li>▶ Ensure availability of lifeline.</li> </ul> <p>Staff should be trained in all aspects of rescue work.</p> <p>Rescue gear: Two sets of SCBA breathing apparatus Rescue Harness, lines etc.</p>														



## TENSORGRIP L31 MIST/PEBBLE FINE ADHESIVE, CLEAR, CANISTER

- ▶ Some plastic personal protective equipment (PPE) (e.g. gloves, aprons, overshoes) are not recommended as they may produce static electricity.
- ▶ For large scale or continuous use wear tight-weave non-static clothing (no metallic fasteners, cuffs or pockets).
- ▶ Non sparking safety or conductive footwear should be considered. Conductive footwear describes a boot or shoe with a sole made from a conductive compound chemically bound to the bottom components, for permanent control to electrically ground the foot an shall dissipate static electricity from the body to reduce the possibility of ignition of volatile compounds. Electrical resistance must range between 0 to 500,000 ohms. Conductive shoes should be stored in lockers close to the room in which they are worn. Personnel who have been issued conductive footwear should not wear them from their place of work to their homes and return.

### Recommended material(s)

#### GLOVE SELECTION INDEX

Glove selection is based on a modified presentation of the:

**"Forsberg Clothing Performance Index"**.

The effect(s) of the following substance(s) are taken into account in the **computer-generated** selection:

TENSORGRIP L31 MIST/PEBBLE FINE ADHESIVE, CLEAR, CANISTER

Material	CPI
BUTYL	C
HYPALON	C
NATURAL RUBBER	C
NEOPRENE	C
NITRILE	C
NITRILE+PVC	C
PE/EVAL/PE	C
PVA	C
PVC	C

\* CPI - Chemwatch Performance Index

A: Best Selection

B: Satisfactory; may degrade after 4 hours continuous immersion

C: Poor to Dangerous Choice for other than short term immersion

**NOTE:** As a series of factors will influence the actual performance of the glove, a final selection must be based on detailed observation. -

\* Where the glove is to be used on a short term, casual or infrequent basis, factors such as "feel" or convenience (e.g. disposability), may dictate a choice of gloves which might otherwise be unsuitable following long-term or frequent use. A qualified practitioner should be consulted.

### Respiratory protection

Type AX Filter of sufficient capacity. (AS/NZS 1716 & 1715, EN 143:2000 & 149:2001, ANSI Z88 or national equivalent)

Where the concentration of gas/particulates in the breathing zone, approaches or exceeds the "Exposure Standard" (or ES), respiratory protection is required.

Degree of protection varies with both face-piece and Class of filter; the nature of protection varies with Type of filter.

Required Minimum Protection Factor	Half-Face Respirator	Full-Face Respirator	Powered Air Respirator
up to 10 x ES	Air-line*	AX-2	AX-PAPR-2 ^
up to 20 x ES	-	AX-3	-
20+ x ES	-	Air-line**	-

\* - Continuous-flow; \*\* - Continuous-flow or positive pressure demand

^ - Full-face

A(All classes) = Organic vapours, B AUS or B1 = Acid gasses, B2 = Acid gas or hydrogen cyanide(HCN), B3 = Acid gas or hydrogen cyanide(HCN), E = Sulfur dioxide(SO<sub>2</sub>), G = Agricultural chemicals, K = Ammonia(NH<sub>3</sub>), Hg = Mercury, NO = Oxides of nitrogen, MB = Methyl bromide, AX = Low boiling point organic compounds(below 65 degC)

- ▶ Cartridge respirators should never be used for emergency ingress or in areas of unknown vapour concentrations or oxygen content.
- ▶ The wearer must be warned to leave the contaminated area immediately on detecting any odours through the respirator. The odour may indicate that the mask is not functioning properly, that the vapour concentration is too high, or that the mask is not properly fitted. Because of these limitations, only restricted use of cartridge respirators is considered appropriate.
- ▶ Cartridge performance is affected by humidity. Cartridges should be changed after 2 hr of continuous use unless it is determined that the humidity is less than 75%, in which case, cartridges can be used for 4 hr. Used cartridges should be discarded daily, regardless of the length of time used
- ▶ Positive pressure, full face, air-supplied breathing apparatus should be used for work in enclosed spaces if a leak is suspected or the primary containment is to be opened (e.g. for a cylinder change)
- ▶ Air-supplied breathing apparatus is required where release of gas from primary containment is either suspected or demonstrated.

Selection of the Class and Type of respirator will depend upon the level of breathing zone contaminant and the chemical nature of the contaminant. Protection Factors (defined as the ratio of contaminant outside and inside the mask) may also be important.

Required minimum protection factor	Maximum gas/vapour concentration present in air p.p.m. (by volume)	Half-face Respirator	Full-Face Respirator
up to 10	1000	AX-AUS / Class 1	-
up to 50	1000	-	AX-AUS / Class 1
up to 50	5000	Airline *	-
up to 100	5000	-	AX-2
up to 100	10000	-	AX-3
100+		-	Airline**

\*\* - Continuous-flow or positive pressure demand.

A(All classes) = Organic vapours, B AUS or B1 = Acid gasses, B2 = Acid gas or hydrogen cyanide(HCN), B3 = Acid gas or hydrogen cyanide(HCN), E = Sulfur dioxide(SO<sub>2</sub>), G = Agricultural chemicals, K = Ammonia(NH<sub>3</sub>), Hg = Mercury, NO = Oxides of nitrogen, MB = Methyl bromide, AX = Low boiling point organic compounds(below 65 deg C)

### 8.2.3. Environmental exposure controls

See section 12

## SECTION 9 Physical and chemical properties

### 9.1. Information on basic physical and chemical properties

Appearance	Colourless		
Physical state	Dissolved Gas	Relative density (Water = 1)	0.95

Continued...

## TENSORGRIP L31 MIST/PEBBLE FINE ADHESIVE, CLEAR, CANISTER

<b>Odour</b>	Not Available	<b>Partition coefficient n-octanol / water</b>	Not Available
<b>Odour threshold</b>	Not Available	<b>Auto-ignition temperature (°C)</b>	540
<b>pH (as supplied)</b>	Not Available	<b>Decomposition temperature (°C)</b>	Not Available
<b>Melting point / freezing point (°C)</b>	Not Available	<b>Viscosity (cSt)</b>	>20.5
<b>Initial boiling point and boiling range (°C)</b>	57	<b>Molecular weight (g/mol)</b>	Not Available
<b>Flash point (°C)</b>	-13	<b>Taste</b>	Not Available
<b>Evaporation rate</b>	Not Available	<b>Explosive properties</b>	Not Available
<b>Flammability</b>	HIGHLY FLAMMABLE.	<b>Oxidising properties</b>	Not Available
<b>Upper Explosive Limit (%)</b>	16	<b>Surface Tension (dyn/cm or mN/m)</b>	Not Available
<b>Lower Explosive Limit (%)</b>	0.6	<b>Volatile Component (%vol)</b>	Not Available
<b>Vapour pressure (kPa)</b>	Not Available	<b>Gas group</b>	Not Available
<b>Solubility in water</b>	Immiscible	<b>pH as a solution (1%)</b>	Not Available
<b>Vapour density (Air = 1)</b>	Not Available	<b>VOC g/L</b>	64.72
<b>Nanoform Solubility</b>	Not Available	<b>Nanoform Particle Characteristics</b>	Not Available
<b>Particle Size</b>	Not Available		

### 9.2. Other information

Not Available

## SECTION 10 Stability and reactivity

<b>10.1.Reactivity</b>	See section 7.2
<b>10.2. Chemical stability</b>	<ul style="list-style-type: none"> <li>▶ Unstable in the presence of incompatible materials.</li> <li>▶ Product is considered stable.</li> <li>▶ Hazardous polymerisation will not occur.</li> </ul>
<b>10.3. Possibility of hazardous reactions</b>	See section 7.2
<b>10.4. Conditions to avoid</b>	See section 7.2
<b>10.5. Incompatible materials</b>	See section 7.2
<b>10.6. Hazardous decomposition products</b>	See section 5.3

## SECTION 11 Toxicological information

### 11.1. Information on hazard classes as defined in Regulation (EC) No 1272/2008

<b>Inhaled</b>	<p>The material can cause respiratory irritation in some persons. The body's response to such irritation can cause further lung damage. Inhalation of vapours may cause drowsiness and dizziness. This may be accompanied by sleepiness, reduced alertness, loss of reflexes, lack of co-ordination, and vertigo.</p> <p>The main effects of simple esters are irritation, stupor and insensibility. Headache, drowsiness, dizziness, coma and behavioural changes may occur.</p> <p>Exposure to methyl acetate fumes may lead to shortness of breath and an irregular heartbeat. Inhalation of methyl acetate causes severe headache and sleepiness.</p> <p>Inhalation of non-toxic gases may cause:</p> <ul style="list-style-type: none"> <li>▶ CNS effects: headache, confusion, dizziness, stupor, seizures and coma;</li> <li>▶ respiratory: shortness of breath and rapid breathing;</li> <li>▶ cardiovascular: collapse and irregular heart beats;</li> <li>▶ gastrointestinal: mucous membrane irritation, nausea and vomiting.</li> </ul> <p>Inhalation of high concentrations of gas/vapour causes lung irritation with coughing and nausea, central nervous depression with headache and dizziness, slowing of reflexes, fatigue and inco-ordination.</p> <p>Material is highly volatile and may quickly form a concentrated atmosphere in confined or unventilated areas. The vapour may displace and replace air in breathing zone, acting as a simple asphyxiant. This may happen with little warning of overexposure.</p> <p>The use of a quantity of material in an unventilated or confined space may result in increased exposure and an irritating atmosphere developing. Before starting consider control of exposure by mechanical ventilation.</p> <p>Inhalation of vapours or aerosols (mists, fumes), generated by the material during the course of normal handling, may be damaging to the health of the individual.</p>
<b>Ingestion</b>	<p>Methanol may produce a burning or painful sensation in the mouth, throat, chest, and stomach. This may be accompanied by nausea, vomiting, headache, dizziness, shortness of breath, weakness, fatigue, leg cramps, restlessness, confusion, drunken behaviour, visual disturbance, drowsiness, coma and death. 60-200 ml of methanol is a fatal dose for most adults with as little as 10 ml producing blindness. In massive overdose, liver, kidney, heart and muscle injury have been described. Even ingestion of small amounts of methanol is enough to seriously damage parts of the central nervous system, leading to permanent brain and/or nerve problems.</p> <p>Not normally a hazard due to physical form of product.</p> <p>Considered an unlikely route of entry in commercial/industrial environments</p> <p>Swallowing large doses of methyl acetate may result in severe cramping, intoxication and depression of the central nervous system.</p> <p>Swallowing of the liquid may cause aspiration into the lungs with the risk of chemical pneumonitis; serious consequences may result. (ICSC13733)</p> <p>Considered an unlikely route of entry in commercial/industrial environments. The liquid may produce gastrointestinal discomfort and may be harmful if swallowed.</p> <p>Accidental ingestion of the material may be damaging to the health of the individual.</p>

Continued...

## TENSORGRIP L31 MIST/PEBBLE FINE ADHESIVE, CLEAR, CANISTER

<b>Skin Contact</b>	<p>The material may accentuate any pre-existing dermatitis condition</p> <p>Skin contact is not thought to have harmful health effects (as classified under EC Directives); the material may still produce health damage following entry through wounds, lesions or abrasions.</p> <p>Methyl acetate has proven to cause only weak skin irritation in humans and in rabbits (no oedema, erythema with maximum grade 1 reversible within 48 hours).</p> <p>Material on the skin evaporates rapidly and may cause tingling, chilling and even temporary numbness</p> <p>Open cuts, abraded or irritated skin should not be exposed to this material</p> <p>Entry into the blood-stream, through, for example, cuts, abrasions or lesions, may produce systemic injury with harmful effects. Examine the skin prior to the use of the material and ensure that any external damage is suitably protected.</p> <p>There is some evidence to suggest that the material may cause moderate inflammation of the skin either following direct contact or after a delay of some time. Repeated exposure can cause contact dermatitis which is characterised by redness, swelling and blistering.</p>
<b>Eye</b>	<p>Overexposure to methyl acetate vapour may result in a condition known as amyopia (dimming of vision) due to withering of the optic nerve. Methyl acetate may resemble methanol in this respect. Animal testing showed that methyl acetate causes severe eye irritation, but this is reversible after exposure ends.</p> <p>Not considered to be a risk because of the extreme volatility of the gas.</p> <p>This material may produce eye irritation in some persons and produce eye damage 24 hours or more after instillation. Moderate inflammation may be expected with redness; conjunctivitis may occur with prolonged exposure.</p>
<b>Chronic</b>	<p>Long-term exposure to respiratory irritants may result in airways disease, involving difficulty breathing and related whole-body problems. Toxic: danger of serious damage to health by prolonged exposure through inhalation, in contact with skin and if swallowed.</p> <p>This material can cause serious damage if one is exposed to it for long periods. It can be assumed that it contains a substance which can produce severe defects.</p> <p>Substance accumulation, in the human body, may occur and may cause some concern following repeated or long-term occupational exposure. Main route of exposure to the gas in the workplace is by inhalation.</p> <p>Chronic effects of exposure to methyl acetate may be similar to those of methanol exposure, because methyl acetate can break down in water to form methanol and acetic acid. The main hazard is damage to the optic nerve.</p> <p>Long-term exposure to methanol vapour, at concentrations exceeding 3000 ppm, may produce cumulative effects characterised by gastrointestinal disturbances (nausea, vomiting), headache, ringing in the ears, insomnia, trembling, unsteady gait, vertigo, conjunctivitis and clouded or double vision. Liver and/or kidney injury may also result.</p> <p>Prolonged or repeated skin contact may cause drying with cracking, irritation and possible dermatitis following.</p>

<b>TENSORGRIP L31 MIST/PEBBLE FINE ADHESIVE, CLEAR, CANISTER</b>	<b>TOXICITY</b>	<b>IRRITATION</b>
	Not Available	Not Available
<b>n-heptane</b>	<b>TOXICITY</b>	<b>IRRITATION</b>
	Dermal (rabbit) LD50: >2000 mg/kg <sup>[1]</sup>	Eye: no adverse effect observed (not irritating) <sup>[1]</sup>
	Inhalation(Rat) LC50: >29.29 mg/14h <sup>[1]</sup>	Skin: no adverse effect observed (not irritating) <sup>[1]</sup>
	Oral (Rat) LD50: >5000 mg/kg <sup>[1]</sup>	
<b>methyl acetate</b>	<b>TOXICITY</b>	<b>IRRITATION</b>
	dermal (rat) LD50: >2000 mg/kg <sup>[2]</sup>	Eye (rabbit):100 mg/24h-moderate
	Oral (Rabbit) LD50; 3700 mg/kg <sup>[2]</sup>	Skin (rabbit): 20 mg/24h - mild
		Skin (rabbit): 500 mg/24h - mild
<b>nitrogen</b>	<b>TOXICITY</b>	<b>IRRITATION</b>
	Not Available	Not Available
<b>Legend:</b>	1. Value obtained from Europe ECHA Registered Substances - Acute toxicity 2. Value obtained from manufacturer's SDS. Unless otherwise specified data extracted from RTECS - Register of Toxic Effect of chemical Substances	

<b>TENSORGRIP L31 MIST/PEBBLE FINE ADHESIVE, CLEAR, CANISTER</b>	<p>Asthma-like symptoms may continue for months or even years after exposure to the material ends. This may be due to a non-allergic condition known as reactive airways dysfunction syndrome (RADS) which can occur after exposure to high levels of highly irritating compound. Main criteria for diagnosing RADS include the absence of previous airways disease in a non-atopic individual, with sudden onset of persistent asthma-like symptoms within minutes to hours of a documented exposure to the irritant. Other criteria for diagnosis of RADS include a reversible airflow pattern on lung function tests, moderate to severe bronchial hyperreactivity on methacholine challenge testing, and the lack of minimal lymphocytic inflammation, without eosinophilia. RADS (or asthma) following an irritating inhalation is an infrequent disorder with rates related to the concentration of and duration of exposure to the irritating substance. On the other hand, industrial bronchitis is a disorder that occurs as a result of exposure due to high concentrations of irritating substance (often particles) and is completely reversible after exposure ceases. The disorder is characterized by difficulty breathing, cough and mucus production.</p> <p>Generally, linear and branched-chain alkyl esters are hydrolysed to their component alcohols and carboxylic acids in the intestinal tract, blood and most tissues throughout the body. Following hydrolysis the component alcohols and carboxylic acids are metabolized</p> <p>Oral acute toxicity studies have been reported for 51 of the 67 esters of aliphatic acyclic primary alcohols and aliphatic linear saturated carboxylic acids. The very low oral acute toxicity of this group of esters is demonstrated by oral LD50 values greater than 1850 mg/kg bw</p> <p>Genotoxicity studies have been performed in vitro using the following esters of aliphatic acyclic primary alcohols and aliphatic linear saturated carboxylic acids: methyl acetate, butyl acetate, butyl stearate and the structurally related isoamyl formate and demonstrates that these substances are not genotoxic.</p> <p>The JEFCA Committee concluded that the substances in this group would not present safety concerns at the current levels of intake the esters of aliphatic acyclic primary alcohols and aliphatic linear saturated carboxylic acids are generally used as flavouring substances up to average maximum levels of 200 mg/kg. Higher levels of use (up to 3000 mg/kg) are permitted in food categories such as chewing gum and hard candy. In Europe the upper use levels for these flavouring substances are generally 1 to 30 mg/kg foods and in special food categories like candy and alcoholic beverages up to 300 mg/kg foods</p> <p><b>International Program on Chemical Safety: the Joint FAO/WHO Expert Committee on Food Additives (JECFA)</b> <b>Esters of Aliphatic acyclic primary alcohols with aliphatic linear saturated carboxylic acids.; 1998</b></p>
<b>METHYL ACETATE</b>	<p>The material may produce moderate eye irritation leading to inflammation. Repeated or prolonged exposure to irritants may produce conjunctivitis.</p> <p>The material may cause skin irritation after prolonged or repeated exposure and may produce on contact skin redness, swelling, the production of vesicles, scaling and thickening of the skin.</p>
<b>NITROGEN</b>	No significant acute toxicological data identified in literature search.

## TENSORGRIP L31 MIST/PEBBLE FINE ADHESIVE, CLEAR, CANISTER

### TENSORGRIP L31 MIST/PEBBLE FINE ADHESIVE, CLEAR, CANISTER & METHYL ACETATE

For methyl acetate:

Acute toxicity: Methyl acetate is a water-soluble substance with high volatility. In animal testing, the substance has narcotic properties at high concentration; this is soon reversible after exposure ends.

Methyl acetate is absorbed via the lungs. After absorption, it is broken down to methanol and acetic acid. The main breakdown product is methanol, which is itself metabolized to formic acid. Methanol is highly toxic, so methyl acetate is of concern for acute toxicity. In humans, accidental inhalation of vapours of methyl acetate caused severe headache and considerable sleepiness. Methyl acetate has proven to cause only weak skin irritation in humans. Eye irritation, however, was severe, but in animal testing was reversible after 7 days. Exposure to methyl acetate vapours causes irritation to the eyes and airways.

Sensitisation: Methyl acetate is not expected to sensitise the skin.

Repeat dose toxicity: Adequate data does not exist for repeated or prolonged exposure in humans. Methyl acetate may cause dryness and cracking of the skin.

Mutation-causing potential: In testing involving bacterial and animal cells, methyl acetate had negative results. Furthermore, the breakdown products, methanol and acetic acid, show no evidence for causing mutations. Methyl acetate should not be classified as causing mutations.

Reproductive toxicity: There is no data on the reproductive toxicity of methyl acetate. Methanol, one of the breakdown products, showed some toxicity to the foetus and potential for birth defects, but at high concentrations only, which were toxic to the mother.

Acute Toxicity	✘	Carcinogenicity	✘
Skin Irritation/Corrosion	✘	Reproductivity	✘
Serious Eye Damage/Irritation	✔	STOT - Single Exposure	✔
Respiratory or Skin sensitisation	✘	STOT - Repeated Exposure	✘
Mutagenicity	✘	Aspiration Hazard	✘

**Legend:** ✘ – Data either not available or does not fill the criteria for classification  
✔ – Data available to make classification

### 11.2 Information on other hazards

#### 11.2.1. Endocrine disrupting properties

No evidence of endocrine disrupting properties were found in the current literature.

#### 11.2.2. Other information

See Section 11.1

## SECTION 12 Ecological information

### 12.1. Toxicity

TENSORGRIP L31 MIST/PEBBLE FINE ADHESIVE, CLEAR, CANISTER	Endpoint	Test Duration (hr)	Species	Value	Source
	Not Available	Not Available	Not Available	Not Available	Not Available
n-heptane	Endpoint	Test Duration (hr)	Species	Value	Source
	EC50	48h	Crustacea	0.4mg/l	2
	LC50	96h	Fish	0.11mg/l	2
	NOEC(ECx)	504h	Crustacea	0.17mg/l	2
methyl acetate	Endpoint	Test Duration (hr)	Species	Value	Source
	EC50	72h	Algae or other aquatic plants	>120mg/l	1
	EC50	48h	Crustacea	1026.7mg/l	1
	NOEC(ECx)	72h	Algae or other aquatic plants	>=120mg/l	1
	LC50	96h	Fish	250mg/l	1
nitrogen	Endpoint	Test Duration (hr)	Species	Value	Source
	Not Available	Not Available	Not Available	Not Available	Not Available
<b>Legend:</b>	Extracted from 1. IUCLID Toxicity Data 2. Europe ECHA Registered Substances - Ecotoxicological Information - Aquatic Toxicity 4. US EPA, Ecotox database - Aquatic Toxicity Data 5. ECETOC Aquatic Hazard Assessment Data 6. NITE (Japan) - Bioconcentration Data 7. METI (Japan) - Bioconcentration Data 8. Vendor Data				

Toxic to aquatic organisms, may cause long-term adverse effects in the aquatic environment.

Do NOT allow product to come in contact with surface waters or to intertidal areas below the mean high water mark. Do not contaminate water when cleaning equipment or disposing of equipment wash-waters.

Wastes resulting from use of the product must be disposed of on site or at approved waste sites.

for methyl acetate:

#### Environmental fate:

##### Biodegradation

The substance can be classified as "readily biodegradable" on the basis of an available study according to OECD-guideline 301 D. This closed bottle test indicates 74% biodegradation after 14 days, 75% after 19 days and 70% after 28 days. There is no information on possible intermediates before ultimate degradation of methyl acetate. Probably methanol and acetic acid could be intermediates of the biodegradation. The degradation of the possible intermediates is included in the results of the biodegradation test.

##### Photodegradation

Direct photolysis of methyl acetate in the atmosphere is not to be expected. However, in the atmosphere gaseous methyl acetate reacts with hydroxyl radicals which have been formed photochemically. On the basis of an atmospheric concentration of the OH-radicals amounting to 5.10exp5 OH/cm<sup>3</sup> and the rate constant (kdeg(air)) of 0.3182.10exp-12cm<sup>3</sup>.molecule-1.s-1, a half-life of 50.4 days is calculated for the photochemical degradation in the atmosphere. A half-life of 94 days was determined on the basis of laboratory investigations into photochemical degradation.

##### Hydrolysis

The hydrolysis of methyl acetate was examined in an older investigation from 1935. In this, a hydrolysis half-life of approximately 53 days at a temperature of 23.2 to 25.4 deg C was

## TENSORGRIP L31 MIST/PEBBLE FINE ADHESIVE, CLEAR, CANISTER

determined for methyl acetate (148.6 g/l). No information was provided on the pH value of the solution.

Hydrolysis half-lives of between approximately 63 days (pH = 8) and approximately 627 days (pH = 7) were calculated for the substance using QSAR calculations. Hydrolysis should therefore not represent a significant elimination process for methyl acetate in the environment.

### Distribution

On account of the vapour pressure of 217 hPa, methyl acetate is expected to evaporate quickly from surfaces.

A Henry's Constant of 6.43 Pa m<sup>3</sup>/mol at 20 deg C is calculated from the data on the vapour pressure and water solubility of methyl acetate given in Section 1. Consequently, the substance is moderately volatile from an aqueous solution..

No bioaccumulation potential is to be expected due to the measured log Kow value for methyl acetate of 0.18. On the basis of this value the Koc is calculated as 12.99 l/kg and the partition coefficients can be calculated according to the organic carbon content in the individual environmental compartments.

### Accumulation

No investigations on bioaccumulation are available. The measured log Kow of 0.18 does not provide any indication of a relevant bioaccumulation potential.

The calculated Koc value of 12.99 l/kg also does not indicate that a significant geoaccumulation potential is to be expected for methyl acetate. The substance may be washed out from soil to groundwater by rainwater depending on the elimination in soil by degradation and distribution.

### Atmosphere

Due to the atmospheric half-life (t<sub>1/2</sub> = 74 to 94 days), abiotic effects on the atmosphere, such as global warming and ozone depletion, are not to be expected in connection with methyl acetate

For n-Heptane: Log Kow: 4.66; Koc: 2400-8100; Half-life (hr) Air: 52.8; Half-life (hr) Surface Water: 2.9-312; Henry's atm m<sup>3</sup>/mol: 2.06; BOD 5 (if unstated): 1.92; COD: 0.06; BCF: 340-2000; Log BCF: 2.53-3.31.

Atmospheric Fate: Breakdown of n-heptane by sunlight is not expected to be an important fate process. If released to the atmosphere, n-heptane is expected to exist entirely in the vapor phase, in ambient air. Reactions hydroxyl radicals in the atmosphere have been shown to be important. Night-time reactions with nitrate radicals may contribute to the atmospheric transformation of n-heptane, especially in urban environments. n-Heptane is not expected to be susceptible to direct breakdown by sunlight

Terrestrial Fate: n-Heptane is expected to be broken down by biological processes in the soil; however, evaporation and adsorption from soil are expected to be a more important fate processes. n-Heptane will be slightly mobile to immobile in soil.

Aquatic Fate: Breakdown of n-heptane by water is not expected to be an important fate process.

Biological breakdown may occur in water; however, evaporation is expected to be a more important fate process. The evaporation half-life for the substance from a model river is 2.9 hours and from a model pond is 13 days. In aquatic systems, n-heptane may partition from the water column to organic matter in sediments and suspended solids.

Ecotoxicity: Concentration of the substance in aquatic life may be important in aquatic environments. The substance is moderately toxic to goldfish; however n-heptane has low toxicity to golden orfe, western mosquitofish, Daphnia magna water fleas, and snail. The substance is toxic to opossum shrimp.

**DO NOT discharge into sewer or waterways.**

### 12.2. Persistence and degradability

Ingredient	Persistence: Water/Soil	Persistence: Air
n-heptane	LOW	LOW
methyl acetate	LOW	LOW

### 12.3. Bioaccumulative potential

Ingredient	Bioaccumulation
n-heptane	HIGH (LogKOW = 4.66)
methyl acetate	LOW (LogKOW = 0.18)

### 12.4. Mobility in soil

Ingredient	Mobility
n-heptane	LOW (KOC = 274.7)
methyl acetate	MEDIUM (KOC = 3.324)

### 12.5. Results of PBT and vPvB assessment

	P	B	T
Relevant available data	Not Available	Not Available	Not Available
PBT	✘	✘	✘
vPvB	✘	✘	✘

PBT Criteria fulfilled?	No
vPvB	No

### 12.6. Endocrine disrupting properties

No evidence of endocrine disrupting properties were found in the current literature.

### 12.7. Other adverse effects

No evidence of ozone depleting properties were found in the current literature.

## SECTION 13 Disposal considerations



### 13.1. Waste treatment methods

<b>Product / Packaging disposal</b>	<ul style="list-style-type: none"> <li>▶ <b>DO NOT allow wash water from cleaning or process equipment to enter drains.</b></li> <li>▶ It may be necessary to collect all wash water for treatment before disposal.</li> <li>▶ In all cases disposal to sewer may be subject to local laws and regulations and these should be considered first.</li> <li>▶ Where in doubt contact the responsible authority.</li> <li>▶ Evaporate or incinerate residue at an approved site.</li> <li>▶ Return empty containers to supplier.</li> <li>▶ Ensure damaged or non-returnable cylinders are gas-free before disposal.</li> </ul>
<b>Waste treatment options</b>	Not Available
<b>Sewage disposal options</b>	Not Available

## TENSORGRIP L31 MIST/PEBBLE FINE ADHESIVE, CLEAR, CANISTER

### SECTION 14 Transport information

#### Labels Required

	
Marine Pollutant	

#### Land transport (ADR-RID)

14.1. UN number or ID number	3501	
14.2. UN proper shipping name	CHEMICAL UNDER PRESSURE, FLAMMABLE, N.O.S. (contains nitrogen and methyl acetate)	
14.3. Transport hazard class(es)	Class	2.1
	Subsidiary risk	Not Applicable
14.4. Packing group	Not Applicable	
14.5. Environmental hazard	Environmentally hazardous	
14.6. Special precautions for user	Hazard identification (Kemler)	23
	Classification code	8F
	Hazard Label	2.1
	Special provisions	274 659
	Limited quantity	0
	Tunnel Restriction Code	2 (B/D)

#### Air transport (ICAO-IATA / DGR)

14.1. UN number	3501	
14.2. UN proper shipping name	Chemical under pressure, flammable, n.o.s. * (contains nitrogen and methyl acetate)	
14.3. Transport hazard class(es)	ICAO/IATA Class	2.1
	ICAO / IATA Subrisk	Not Applicable
	ERG Code	10L
14.4. Packing group	Not Applicable	
14.5. Environmental hazard	Environmentally hazardous	
14.6. Special precautions for user	Special provisions	A1 A187
	Cargo Only Packing Instructions	218
	Cargo Only Maximum Qty / Pack	75 kg
	Passenger and Cargo Packing Instructions	Forbidden
	Passenger and Cargo Maximum Qty / Pack	Forbidden
	Passenger and Cargo Limited Quantity Packing Instructions	Forbidden
	Passenger and Cargo Limited Maximum Qty / Pack	Forbidden

#### Sea transport (IMDG-Code / GGVSee)

14.1. UN number	3501	
14.2. UN proper shipping name	CHEMICAL UNDER PRESSURE, FLAMMABLE, N.O.S. (contains nitrogen and methyl acetate)	
14.3. Transport hazard class(es)	IMDG Class	2.1
	IMDG Subrisk	Not Applicable
14.4. Packing group	Not Applicable	
14.5. Environmental hazard	Marine Pollutant	
14.6. Special precautions for user	EMS Number	F-D, S-U
	Special provisions	274 362
	Limited Quantities	0

## TENSORGRIP L31 MIST/PEBBLE FINE ADHESIVE, CLEAR, CANISTER

### Inland waterways transport (ADN)

14.1. UN number	3501		
14.2. UN proper shipping name	CHEMICAL UNDER PRESSURE, FLAMMABLE, N.O.S. (contains nitrogen and methyl acetate)		
14.3. Transport hazard class(es)	2.1	Not Applicable	
14.4. Packing group	Not Applicable		
14.5. Environmental hazard	Environmentally hazardous		
14.6. Special precautions for user	Classification code	8F	
	Special provisions	274; 659	
	Limited quantity	0	
	Equipment required	PP, EX, A	
	Fire cones number	1	

### 14.7. Maritime transport in bulk according to IMO instruments

#### 14.7.1. Transport in bulk according to Annex II of MARPOL and the IBC code

Not Applicable

#### 14.7.2. Transport in bulk in accordance with MARPOL Annex V and the IMSBC Code

Product name	Group
n-heptane	Not Available
methyl acetate	Not Available
nitrogen	Not Available

#### 14.7.3. Transport in bulk in accordance with the IGC Code

Product name	Ship Type
n-heptane	Not Available
methyl acetate	Not Available
nitrogen	Not Available

## SECTION 15 Regulatory information

### 15.1. Safety, health and environmental regulations / legislation specific for the substance or mixture

#### n-heptane is found on the following regulatory lists

EU Consolidated List of Indicative Occupational Exposure Limit Values (IOELVs)

EU REACH Regulation (EC) No 1907/2006 - Annex XVII - Restrictions on the manufacture, placing on the market and use of certain dangerous substances, mixtures and articles

Europe EC Inventory

European Union - European Inventory of Existing Commercial Chemical Substances (EINECS)

European Union (EU) Regulation (EC) No 1272/2008 on Classification, Labelling and Packaging of Substances and Mixtures - Annex VI

Italy Occupational Exposure Limits (Italian)

#### methyl acetate is found on the following regulatory lists

EU REACH Regulation (EC) No 1907/2006 - Annex XVII - Restrictions on the manufacture, placing on the market and use of certain dangerous substances, mixtures and articles

Europe EC Inventory

European Union - European Inventory of Existing Commercial Chemical Substances (EINECS)

European Union (EU) Regulation (EC) No 1272/2008 on Classification, Labelling and Packaging of Substances and Mixtures - Annex VI

#### nitrogen is found on the following regulatory lists

Europe EC Inventory

European Union - European Inventory of Existing Commercial Chemical Substances (EINECS)

This safety data sheet is in compliance with the following EU legislation and its adaptations - as far as applicable - : Directives 98/24/EC, - 92/85/EEC, - 94/33/EC, - 2008/98/EC, - 2010/75/EU; Commission Regulation (EU) 2020/878; Regulation (EC) No 1272/2008 as updated through ATPs.

### Information according to 2012/18/EU (Seveso III):

Seveso Category	P5a, P5b, P5c, E2
-----------------	-------------------

### 15.2. Chemical safety assessment

No Chemical Safety Assessment has been carried out for this substance/mixture by the supplier.

### ECHA SUMMARY

Ingredient	CAS number	Index No	ECHA Dossier
n-heptane	142-82-5	601-008-00-2	Not Available
Harmonisation (C&L Inventory)	Hazard Class and Category Code(s)		Hazard Statement Code(s)
1	Flam. Liq. 2; Asp. Tox. 1; Skin Irrit. 2; STOT SE 3; Aquatic Acute 1;		GHS08; GHS02; H225; H304; H315; H336; H410

Harmonisation Code 1 = The most prevalent classification. Harmonisation Code 2 = The most severe classification.

Continued...



## TENSORGRIP L31 MIST/PEBBLE FINE ADHESIVE, CLEAR, CANISTER

Harmonisation (C&L Inventory)	Hazard Class and Category Code(s)	Pictograms Signal Word Code(s)	Hazard Statement Code(s)
	Aquatic Chronic 1	GHS09; Dgr	
2	Flam. Liq. 2; Asp. Tox. 1; STOT SE 3; Aquatic Chronic 1; Aquatic Acute 1; STOT SE 3; STOT SE 3; Acute Tox. 3; Acute Tox. 4; Skin Corr. 1B; Skin Sens. 1; Acute Tox. 2; Resp. Sens. 1; Muta. 1B; Carc. 1B; Repr. 1B; STOT RE 1; Eye Irrit. 2	GHS02; GHS08; GHS09; Dgr; GHS05; GHS06	H225; H304; H336; H410; H400; H371; H301; H312; H314; H317; H330; H334; H340; H350; H360; H372; H319; H335

Harmonisation Code 1 = The most prevalent classification. Harmonisation Code 2 = The most severe classification.

Ingredient	CAS number	Index No	ECHA Dossier
methyl acetate	79-20-9	607-021-00-X	Not Available

Harmonisation (C&L Inventory)	Hazard Class and Category Code(s)	Pictograms Signal Word Code(s)	Hazard Statement Code(s)
1	Flam. Liq. 2; Eye Irrit. 2; STOT SE 3	GHS02; GHS07; Dgr	H225; H319; H336
2	Flam. Liq. 2; Eye Irrit. 2; STOT SE 3; Carc. 1A; Aquatic Chronic 1; STOT SE 3; Skin Irrit. 2; Muta. 1B; Acute Tox. 4; Acute Tox. 4; STOT SE 2	Dgr; GHS08; GHS01	H225; H319; H336; H350; H315; H340; H302; H332; H371

Harmonisation Code 1 = The most prevalent classification. Harmonisation Code 2 = The most severe classification.

Ingredient	CAS number	Index No	ECHA Dossier
nitrogen	7727-37-9.	Not Available	Not Available

Harmonisation (C&L Inventory)	Hazard Class and Category Code(s)	Pictograms Signal Word Code(s)	Hazard Statement Code(s)
1	Comp.	GHS04; Wng	H280
2	Comp.; Ref. Liq.; Skin Irrit. 2; Eye Irrit. 2; Acute Tox. 4; STOT SE 3; Muta. 1B; Carc. 1A; Skin Sens. 1; Aquatic Acute 1; Aquatic Chronic 1	GHS04; GHS08; Dgr; GHS09	H280; H281; H315; H319; H332; H335; H340; H350; H317; H410

Harmonisation Code 1 = The most prevalent classification. Harmonisation Code 2 = The most severe classification.

### National Inventory Status

National Inventory	Status
Australia - AIIC / Australia Non-Industrial Use	Yes
Canada - DSL	Yes
Canada - NDSL	No (n-heptane; methyl acetate; nitrogen)
China - IECSC	Yes
Europe - EINEC / ELINCS / NLP	Yes
Japan - ENCS	No (nitrogen)
Korea - KECI	Yes
New Zealand - NZIoC	Yes
Philippines - PICCS	Yes
USA - TSCA	Yes
Taiwan - TCSI	Yes
Mexico - INSQ	Yes
Vietnam - NCI	Yes
Russia - FBEPH	Yes
<b>Legend:</b>	Yes = All CAS declared ingredients are on the inventory No = One or more of the CAS listed ingredients are not on the inventory. These ingredients may be exempt or will require registration.

### SECTION 16 Other information

Revision Date	20/07/2022
Initial Date	26/03/2022

### Full text Risk and Hazard codes

<b>H280</b>	Contains gas under pressure; may explode if heated.
<b>H281</b>	Contains refrigerated gas; may cause cryogenic burns or injury.
<b>H301</b>	Toxic if swallowed.
<b>H302</b>	Harmful if swallowed.
<b>H304</b>	May be fatal if swallowed and enters airways.
<b>H312</b>	Harmful in contact with skin.
<b>H314</b>	Causes severe skin burns and eye damage.
<b>H315</b>	Causes skin irritation.
<b>H317</b>	May cause an allergic skin reaction.
<b>H330</b>	Fatal if inhaled.
<b>H332</b>	Harmful if inhaled.

## TENSORGRIP L31 MIST/PEBBLE FINE ADHESIVE, CLEAR, CANISTER

<b>H334</b>	May cause allergy or asthma symptoms or breathing difficulties if inhaled.
<b>H335</b>	May cause respiratory irritation.
<b>H340</b>	May cause genetic defects.
<b>H350</b>	May cause cancer.
<b>H360</b>	May damage fertility or the unborn child.
<b>H371</b>	May cause damage to organs.
<b>H372</b>	Causes damage to organs through prolonged or repeated exposure.
<b>H400</b>	Very toxic to aquatic life.
<b>H410</b>	Very toxic to aquatic life with long lasting effects.

### SDS Version Summary

Version	Date of Update	Sections Updated
2.3	20/07/2022	Composition / information on ingredients - Ingredients

### Other information

Classification of the preparation and its individual components has drawn on official and authoritative sources as well as independent review by the Chemwatch Classification committee using available literature references.

The SDS is a Hazard Communication tool and should be used to assist in the Risk Assessment. Many factors determine whether the reported Hazards are Risks in the workplace or other settings. Risks may be determined by reference to Exposures Scenarios. Scale of use, frequency of use and current or available engineering controls must be considered.

For detailed advice on Personal Protective Equipment, refer to the following EU CEN Standards:

- EN 166 Personal eye-protection
- EN 340 Protective clothing
- EN 374 Protective gloves against chemicals and micro-organisms
- EN 13832 Footwear protecting against chemicals
- EN 133 Respiratory protective devices

### Definitions and abbreviations

- PC - TWA: Permissible Concentration-Time Weighted Average
- PC - STEL: Permissible Concentration-Short Term Exposure Limit
- IARC: International Agency for Research on Cancer
- ACGIH: American Conference of Governmental Industrial Hygienists
- STEL: Short Term Exposure Limit
- TEEL: Temporary Emergency Exposure Limit
- IDLH: Immediately Dangerous to Life or Health Concentrations
- ES: Exposure Standard
- OSF: Odour Safety Factor
- NOAEL :No Observed Adverse Effect Level
- LOAEL: Lowest Observed Adverse Effect Level
- TLV: Threshold Limit Value
- LOD: Limit Of Detection
- OTV: Odour Threshold Value
- BCF: BioConcentration Factors
- BEI: Biological Exposure Index
- AIIC: Australian Inventory of Industrial Chemicals
- DSL: Domestic Substances List
- NDSL: Non-Domestic Substances List
- IECSC: Inventory of Existing Chemical Substance in China
- EINECS: European INventory of Existing Commercial chemical Substances
- ELINCS: European List of Notified Chemical Substances
- NLP: No-Longer Polymers
- ENCS: Existing and New Chemical Substances Inventory
- KECI: Korea Existing Chemicals Inventory
- NZIoC: New Zealand Inventory of Chemicals
- PICCS: Philippine Inventory of Chemicals and Chemical Substances
- TSCA: Toxic Substances Control Act
- TCSI: Taiwan Chemical Substance Inventory
- INSQ: Inventario Nacional de Sustancias Químicas
- NCI: National Chemical Inventory
- FBEPH: Russian Register of Potentially Hazardous Chemical and Biological Substances

Powered by AuthorITe, from Chemwatch.